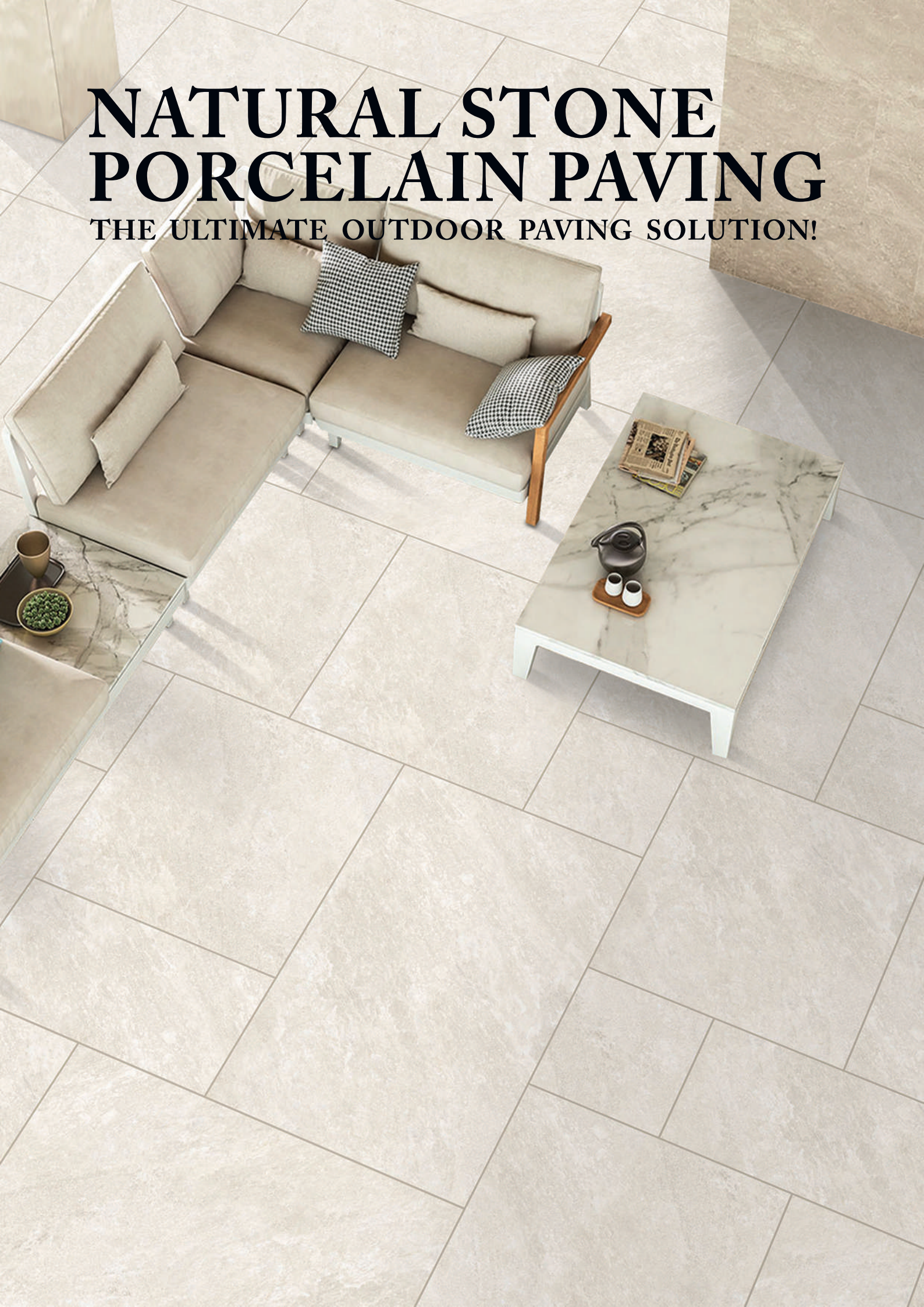


# NATURAL STONE PORCELAIN PAVING

THE ULTIMATE OUTDOOR PAVING SOLUTION!





# CONTENTS

## ABOUT US

ABOUT US  
BLOGPOST: Why is porcelain paving so popular these days?

1-2

## SANDSTONE

SANDSTONE PAVING  
600 X 900  
600 X 600  
MIX PATIO PACKS  
COBBLES & CIRCLES

39-42

## PORCELAIN

20MM PAVING  
VARIOUS SIZES:  
600 x 600  
600 x 900  
600 x 1200  
MIX PROJECT PACKS

3-26

## SAWNHONED

SAWNHONED PAVING  
600 x 900  
MIX PATIO PACKS

43-44

## PORCELAIN

20MM COBBLES  
200 x 100  
100 x 100

27

## LIMESTONE

LIMESTONE PAVING  
600 X 900  
600 X 600  
MIX PATIO PACKS

45

## PORCELAIN

20MM LINEAR PLANKS  
900 x 200  
900 x 150

27

## SLATE

SLATE PAVING  
600 X 900  
MIX PATIO PACKS

46

## PORCELAIN

20MM WOOD-EFFECT  
PLANKS  
300 x 1200

28

## GRANITE

GRANITE PAVING  
600 x 900  
600 X 600  
MIX PATIO PACKS

47-48

## PORCELAIN

WALL CLADDING  
600 x 150  
600 x 300

29-38

## BRICKS

IMPERIAL BRICKS  
HANDMADE  
228 X 114 X 68MM

49-50



## Bring your outdoor space to life with us!

A leading supplier of Porcelain tiles and Natural stone products. With years of experience in the industry, we pride ourselves on delivering high-quality products and exceptional customer service to our clients.

We are passionate about creating beautiful outdoor spaces that are both functional and visually appealing. We specialize in the supply and installation of natural stone paving, including porcelain, granite, limestone, sandstone, and slate. Our range of products is carefully selected to ensure durability, longevity, and style, making them ideal for a range of applications, including patios, driveways, pathways, and more.

We understand that every project is unique, and that's why we offer a bespoke service to meet your specific requirements. Our team of experts works closely with you to understand your needs, preferences, and budget, and recommend the best products and solutions for your project. From design to installation, we ensure that every step of the process is seamless, stress-free, and delivered to the highest standards.

We are committed to sustainability and ethical sourcing. We source our products from reputable quarries that adhere to strict ethical and environmental standards for both natural stone & porcelain products, ensuring that we provide a responsible and sustainable service to our clients.

We are proud to have served numerous satisfied clients across the United Kingdom, and our portfolio showcases some of our finest work. Our dedication to quality and excellence has earned us a reputation as one of the leading natural stone paving & porcelain products companies in the UK.

Thank you for considering us! Please do not hesitate to contact us to discuss your requirements or for a quote. We look forward to working with you to create your dream outdoor space.

## Why is porcelain paving so popular these days?"

Outdoor porcelain paving has become increasingly popular in recent years, thanks to its durability, low maintenance, and stylish appearance. Among the various options available, 20mm outdoor porcelain paving is a great choice for anyone looking for a sturdy and long-lasting surface for their patio, garden, or outdoor living space. In this blog post, we will explore the benefits and features of 20mm outdoor porcelain paving.

We've noticed a growing trend of homeowners requesting porcelain for their outdoor spaces. What is behind its sudden popularity, and why are people choosing it over natural materials like sandstone, limestone, granite, and concrete? There are several reasons.

Many homeowners with young children and pets spend a fortune on a garden makeover especially Paving and hate to see stains that are sometimes practically impossible to clean.

However, when it comes to porcelain, it is easy to wipe clean using a cloth or even a wet wipe, making it an ideal option for removing stains, including oil. Even the lightest color in our porcelain range, Quartz White, was effortlessly wiped clean after a red wine spill, which showcases the impressive stain-resistance of porcelain paving."

Most natural stones, especially limestone, tend to fade and weather over time. Some people apply sealants on top to maintain their color. However, with porcelain paving, there is no need for such maintenance, as it is inherently fade-resistant, and the paving will retain its appearance for many years to come.

Porcelain is also highly scratch-resistant. Heavy patio furniture and general wear and tear won't leave marks on its vitrified surface. Outdoor porcelain paving is resistant to UV rays, frost, and temperature changes, which makes it perfect for use in all weather conditions.

All of our porcelain products are designed with a vitrified pressed surface, providing a textured surface with an R11 anti-slip resistant rating. This feature is particularly beneficial in regions like the UK, where damp weather conditions are common and can create slippery surfaces.






20mm  
Thick

Porcelain Landscaping Products

### PORCELAIN VARIOUS SIZES



### COBBLES



**R-11**

**INTRODUCING 16MM PORCELAIN**

THE PINNACLE  
OF STRENGTH  
AND STYLE



We believe that beauty should be built to last. That's why we've crafted a collection of 20mm porcelain tiles that combine unmatched durability with impeccable design. If you're looking to transform your outdoor spaces Our 20mm porcelain tiles are the perfect solution.



20mm  
Thick

Porcelain Landscaping Products

# EARTHCORE SERIES



EARTHCORE  
GREY 600x600mm



600x900mm



600x1200mm



EARTHCORE  
BLACK 600x600mm



600x900mm



600x1200mm





20mm  
Thick

Porcelain Landscaping Products

# KANDLA GREY SERIES



KANDLA GREY  
NATURAL 600x600mm



600x900mm



600x1200mm



KANDLA GREY  
HONED 600x600mm



600x900mm



600x1200mm






20mm  
Thick

Porcelain Landscaping Products

# ANTHRACITE SERIES



ANTHRACITE  
BLACK 600x600mm



600x900mm



600x1200mm



ANTHRACITE  
GREY 600x600mm



600x900mm



600x1200mm





20mm  
Thick

Porcelain Landscaping Products

# HAMMERSTONE SERIES



HAMMER  
STONE GREY 600x600mm



600x900mm



600x1200mm



HAMMER  
STONE BEIGE 600x600mm



600x900mm




600x1200mm




20mm  
Thick


# HAMMERSTONE SERIES



HAMMER  
STONE NERO 600x600mm



600x900mm



600x1200mm



UNIVERSAL  
GREY 600x600mm



600x900mm



600x1200mm



20mm  
Thick

Porcelain Landscaping Products




# QUARTZ SERIES

20mm  
Thick


# HIMALAYAN SERIES




QUARTZ  
WHITE 600x600mm



600x900mm




600x1200mm




HIMALAYAN  
WHITE 600x600mm



600x900mm



600x1200mm



QUARTZ  
GREY 600x600mm



600x900mm



600x1200mm



BLACK  
SLATE 600x600mm



600x900mm



600x1200mm



20mm  
Thick

Porcelain Landscaping Products



# NATURALSTONE SERIES



SAGAR BLACK  
PORCELAIN 600x600mm




600x900mm



600x1200mm



RAJGREEN  
PORCELAIN 600x600mm



600x900mm



600x1200mm

20mm  
Thick

# GRANITE SERIES



MID GREY  
PORCELAIN 600x600mm



600x900mm



600x1200mm



SILVER GREY  
PORCELAIN 600x600mm



600x900mm



600x1200mm



20mm  
Thick

Porcelain Landscaping Products

# VENETIAN LIMESTONE SERIES



VENETIAN  
LIMESTONE ASH 600x600mm



600x900mm



600x1200mm



VENETIAN  
LIMESTONE IVORY 600x600mm



600x900mm



600x1200mm





20mm  
Thick

Porcelain Landscaping Product



EVERST PEARL 600 X 900



20mm  
Thick

Porcelain Landscaping Products

# FLORENCE SERIES



FLORENCE  
BEIGE 600x900mm



FLORENCE  
TAUPE 600x900mm



FLORENCE  
NERO 600x900mm



FLORENCE  
SKY 600x900mm



FLORENCE  
GREY 600x900mm



FLORENCE  
TOBAC 600x900mm






20mm  
Thick

Porcelain Landscaping Products

20mm  
Thick



FLORENCE SKY 600 X 900



COPPER RUSTIC 600 X 900



20mm  
Thick

Porcelain Landscaping Products



FOSSIL MINT PORCELAIN 600 X 900



20mm  
Thick

Porcelain Landscaping Products



200 X 100 | 100 X 100 PORCELAIN 20MM COBBLES SETTS



900 X 200 | 900 X 150 PORCELAIN 20MM LINEAR PLANKS

20mm  
Thick



300 X 1200 PORCELAIN 20MM WOOD-EFFECT PLANKS



10mm  
Thick

Porcelain Wall Cladding Products  
600x150mm | 600x300mm



LONDON BLACK



LONDON GREY



LONDON CREMA



LONDON RUSTIC



EUROPEAN GREY




EUROPEAN BLACK



VOLCANO BLACK



VOLCANO GREY



VOLCANO CREMA



RUSTIC COPPER



HIGH  
depth



10mm  
THICK

Porcelain Wall Cladding Products  
600x150mm | 600x300mm

HIGH  
RESOLUTION



10mm  
Thick

Porcelain Wall Cladding Products  
600x150mm | 600x300mm

HIGH  
depth



10mm  
Thick

Porcelain Wall Cladding Products  
600x150mm | 600x300mm

HIGH  
Gloss



10mm  
Thick

Porcelain Wall Cladding  
600x150mm | 600x300mm

HIGH  
Density




22mm  
Thick

Sandstone Landscaping Products




KANDLA GREY SANDSTONE



RAJGREEN SANDSTONE

22mm  
Thick

Sandstone Landscaping Products



SAGAR BLACK SANDSTONE



AUTUMN BROWN SANDSTONE




FOSSIL MINT SANDSTONE



RIPPON BUFF SANDSTONE



CAMEL DUST SANDSTONE



RAVEENA SANDSTONE




**40-60mm**  
Thick


**Natural Stone** Cobbles  
100 x 100 | 200 x 100 H/C 40-60mm

**22mm**  
Thick

**Natural Stone** Circles  
1.8m | 2.4m | 3 m | 3.6 m



KANDLA GREY COBBLES



RAJGREEN COBBLES



KANDLA GREY CIRCLE




FOSSIL MINT CIRCLE




FOSSIL MINT COBBLES



BLACK LIMESTONE COBBLES



BUFF CIRCLE



RAJGREEN CIRCLE



20mm  
Thick


Sawn Honed Landscaping Products

20mm  
Thick


Sawn Honed Landscaping Products




KANDLA GREY SAWN HONED




RAJGREEN SAWN HONED




RIPPON BUFF SAWN HONED




RAINBOW SAWN HONED




YELLOW MINT SAWN HONED



WHITE MINT SAWN HONED



TEAKWOOD SAWN HONED



SAGAR BLACK SAWN HONED



**22mm**  
Thick


**Limestone Landscaping Products**

**20mm**  
Thick

**Slate Landscaping Products**



BLACK LIMESTONE




YELLOW LIMESTONE




BRAZILLIAN BLACK SLATE



VIJAYA GOLD




KOTA BLUE LIMESTONE



GREY LIMESTONE



INDIAN BLACK SLATE



BLACK RUSTIC GOLD



20mm  
Thick

Granite Landscaping Products



SILVER GREY GRANITE 20MM PAVING

20mm  
Thick

Granite Landscaping Products



BLUE BLACK GRANITE 20MM PAVING



SILVER GREY GRANITE 50MM FLAMMED COBBLES



SILVER GREY GRANITE 40-60MM HANDCUT COBBLES



BLUE BLACK GRANITE 50MM FLAMMED COBBLES



BLUE BLACK GRANITE 40-60MM HANDCUT COBBLES



68mm  
Thick

Imperial Bricks Products

# IMPERIAL BRICKS



RED SOFT



RED MULTI

68mm  
Thick

Handmade Bricks 228 x 114 x 68mm

# IMPERIAL BRICKS




LONDON YELLOW



COMPTON BLEND



KINGSPARK RED MULTI



BLEND YELLOW



RUSTIC YELLOW



OLD FARM STOCK RED

# HANDMADE BRICKS

# HANDMADE BRICKS



**20mm**  
Thick

**Porcelain Technical Specification**

NOMINAL SIZE : 60X90CM  
 THICKNESS : 20.0MM  
 TYPE OF PRODUCT : OUTDOOR TILE (HEAVY DUTY)  
 NATURE OF SURFACE : COLOR BODY R11  
 REF.STANDARD : INTERNATIONAL STANDARD ISO 13006:2015 GROUP B1a

TEST DESCRIPTION	STANDARD TEST METHOD	STANDARD REQUIREMENTS	SPECIFICATION FOR PRODUCTION
LENGTH	BS EN ISO 10545-2	±0.60%	±0.07% (±0.4MM)
WIDTH	BS EN ISO 10545-2	±0.60%	±0.07%(±0.6MM)
THICKNESS	BS EN ISO 10545-2	±5%	±4.0%(0.8MM)
STRAIGHTNESS OF SIDES	BS EN ISO 10545-2	±0.5%	±0.06%(±0.4MM)
RECTANGULARITY	BS EN ISO 10545-2	±0.5%	±0.12%
SURFACE FLATNESS :CENTRE CURVATURE	BS EN ISO 10545-2	±0.5%	±0.15%(+1.0MM) ±0.07%(-0.5 MM)
SURFACE FLATNESS :EDGE CURVATURE	BS EN ISO 10545-2	±0.5%	+0.17% (+1.0MM) +0.08%(+0.5MM)
SURFACE FLATNESS :WARPAGE	BS EN ISO 10545-2	±0.5%	-0.15%(1.0MM) -0.07%(-0.5 MM)
WATER ABSORPTION	BS EN ISO 10545-3	E ≤ 0.5%	E ≤ 0.1%
BREAKING STRENGTH	BS EN ISO 10545-4	≥ 1300 N	≥ 7000 N
MODULUS OF RUPTURE	BS EN ISO 10545-4	≥ 35 N/MM <sup>2</sup>	≥ 35 N/MM <sup>2</sup>
RESISTANCE OF SURFACE ABRASION	BS EN ISO 10545-7	MANUFACTURE TO STATE ABRASION CLASS	PEI CLASS -V
COEFFICIENT OF LINER THERMAL EXPANSION	BS EN ISO 10545-8	9 X 10 <sup>-6</sup> K <sup>-1</sup> MAX	≤ 4 X 10 <sup>-6</sup> K <sup>-1</sup> MAX
RESISTANCE THERMAL SHOCK	BS EN ISO 10545-9	MINI 10 CYCLES	10 CYCLES
CRAZING RESISTANCE	BS EN ISO 10545-11	MINI 4 CYCLES AT (750 ±20)Kpa BAR	4 CYCLES PASS
RESISTANCE TO HOUSE HOLD CHEMICALS & SWIMMING POOL SLATS	BS EN ISO 10545-13	MINIMUM CLASS GC	CLASS GA
RESISTANCE TO LOW CONCENTRATIONS ACIDS & ALKALIS	BS EN ISO 10545-13	MINIMUM CLASS GLC	CLASS GLA
RESISTANCE TO STAINS	BS EN ISO 10545-14	MINIMUM CLASS 3	CLASS 4

**TECHNICAL FEATURES**

 Non-slip (R11) surface	 Frost resistant	 Resistant to breaking loads	 DIY (Easy to Do It Yourself at home)
 Resists sudden temperature changes	 Light-resistant colours	 Resistant to chemical products	 Fire resistant
 Does not absorb water	 Easy to clean	 Moss and mould resistant	 Salt resistant
 Easy to inspect and replace	 Impact resistance	 Resistant to abrasion	 Resistant to staining
 Resistant to blemishes	 Resistant to deep scratches	 Easy to install	

**PORCELAIN**

**20MM THICKNESS**

With their practical, non-slip surface and incredible strength, 20 mm porcelain slabs have become the ideal laying solution for heavy traffic commercial areas and external applications. 100% frostresistant and suitable for sub-zero temperatures means that these tiles can be used for driveways and walkways, as well as for swimming pools surrounds and hard landscaping. They are also entirely resistant to stains, mould and moss, meaning their finish will remain as beautiful as the day it was laid.





PORCELAIN | SANDSTONE | LIMESTONE | GRANITE | SLATE